



# ACG Bass-EQ-01 Pre-amp Wiring Diagrams

## Main Board Connections Key



1. Positive connection to battery clip (Red Wire)
2. Positive connection
3. Output to jack socket (Orange Wire)
4. Ground
5. Ground (Green Wire)
6. Treble feed blend control


## Filter Board Connections Key (Neck & Bridge Pickups)



1. Pick up gain control (+12 dB)
2. Cold connection from pickup
3. Hot connection from pickup



# Overview





- Important: Make sure all threaded bushes for the pots are solidly grounded via screening foil or other highly conductive material. (Although conductive paint is fine for screening it should not be used as a method for grounding the pots of the pre-amp).
- The additional black wire should be attached to the cavity ground.
- The flexi-strips used to connect the boards while made to be bent, try to keep this to a minimum.