

## Key Features:

- ▶ 300 W continuous pink noise<sup>\*</sup> power capacity
- ▶ 76 mm (3 in) edgewound Thermoset Composite™ voice coil
- ▶ Selective Harmonic Geometry (SHG™) magnetic circuit design
- ▶ 16 pound magnet structure for maximum efficiency & heat dissipation
- ▶ 102 dB sensitivity, 1 W @ 1m



The world of music is continually evolving, there are a few constants. And in terms of sonic characteristics, the definitive sounds produced by the classic amps of the 50's, 60's and even early 70's, have been the personal quest of many musicians.

Consequently, the greatest challenge for manufacturers of musical instrument loudspeakers has been to design products capable of yielding the *vintage sound* while also reproducing the infinite number of sounds, textures and playing styles of today.

In response to this challenge, JBL embarked on a loudspeaker development project to recreate that much desired vintage sound but with the performance characteristics typical of our current generation of professional products.

Nearly two years of focused design and engineering efforts have resulted in the M Series, musical instrument loudspeakers that give you the best of both worlds. Vintage sound *and* state-of-the-art performance.

The M121-8 and M151-8 are a full range musical instrument transducer designed that ensures high acoustic output and unparalleled reliability under the heaviest demand. Maximum efficiency and heat dissipation are achieved through the incorporation of a massive 16 pound magnet structure. Much of the vintage sound character is achieved through the selective suppression and control of harmonic distortion elements. This is achieved through the application of Selective Harmonic Geometry (SHG™) in the magnetic circuit design. To significantly increase power handling, a new Thermoset Composite™ voice coil, employing a fiberglass former and ultra-high temperature adhesives, was also developed. Other transducer features include lacquer dipped curvilinear cones for superior strength and rigidity, and carefully matched compliance and spider components for maximum travel and linearity of the cone.

But beyond the development of technology is the sound. Full, clear, and powerful. Contemporary, yet classic. Resonant at the bottom end, brilliant at the top. Before you select new loudspeakers, listen to M Series. Not because they represent the latest in transducer design, but because your music deserves the best.

## ► M Series – A New Standard Of Performance

### Specifications:

	M121-8	M151-8
Nominal Diameter:	300 mm (12 in)	380 mm (15 in)
Nominal Impedance:	8 $\Omega$	8 $\Omega$
Power Capacity <sup>1</sup>		
AES Shaped Noise:	300 Watts	300 Watts
Sensitivity <sup>2</sup> :	102 dB	102 dB
Frequency Range (-10 dB) <sup>3</sup> :	60 - 6,000 Hz	40 - 4,000 Hz
Power Compression <sup>4</sup>		
at -10 dB Power (30 W):	1.4 dB	1.4 dB
at -3 dB Power (150 W):	3.1 dB	3.1 dB
At Rated Power (300 W):	4.5 dB	4.5 dB
Distortion <sup>5</sup>		
2nd Harmonic:	<3.0%	<3.0%
3rd Harmonic:	<1.0%	<1.0%
Recommended Enclosure Volume:	28 - 85 l 1.0 - 3.0 ft <sup>3</sup>	56 - 170 l 2.0 - 6.0 ft <sup>3</sup>
Effective Piston Diameter:	260 mm (10.2 in)	335 mm (13.2 in)
Maximum Excursion:		
Before Damage (p-p):	33 mm (1.3 in)	33 mm (1.3 in)
Minimum Impedance:	6.5 $\Omega$ $\pm$ 10% @ 25°C	6.5 $\Omega$ $\pm$ 10% @ 25°C
Voice Coil Diameter:	76 mm (3 in)	76 mm (3 in)
Voice Coil Material:	Edgewound Aluminum Ribbon	Edgewound Aluminum Ribbon
Voice Coil Winding Depth:	15.2 mm (0.6 in)	15.2 mm (0.6 in)
Magnetic Gap Depth:	12.7 mm (0.5 in)	12.7 mm (0.5 in)
Magnetic Assembly Weight:	7.3 kg (16 lbs)	7.3 kg (16 lbs)
Bl Factor:	17.5 N/A	18.8 N/A
Effective Moving Mass:	0.039 kg	0.070 kg
Polarity:	EIA/AES/IEC Positive Voltage on RED terminal gives forward diaphragm motion	EIA/AES/IEC

#### THIELE/SMALL PARAMETERS<sup>6</sup>

$f_s$ :	60 Hz	45 Hz
$R_e$ :	5.2 $\Omega$	4.8 $\Omega$
$Q_{ts}$ :	0.245	0.25
$Q_{ms}$ :	4.0	4.8
$Q_{es}$ :	0.25	0.27
$V_{as}$ :	72 l (2.5 ft <sup>3</sup> )	197 l (7.0 ft <sup>3</sup> )
$S_D$ :	0.053 m <sup>2</sup> (82.2 in <sup>2</sup> )	0.088 m <sup>2</sup> (136.4 in <sup>2</sup> )
$X_{max}$ :	4.6 mm (0.18 in)	5 mm (0.20 in)
$V_D$ :	244 cm <sup>3</sup> (14.9 in <sup>3</sup> )	440 cm <sup>3</sup> (26.9 in <sup>3</sup> )
$L_e$ :	0.63 mH	0.72 mH
$P_e$ :	300 Watts	300 Watts
$\eta^\circ$ (Half Space Reference Efficiency):	6.0%	6.5%

#### MOUNTING INFORMATION

Overall Diameter:	311 mm (12 1/4 in)	355 mm (13 31/42 in)
Bolt Circle Diameter:	294 mm (11 9/16 in) Holes at 45°	370 mm (14 9/16 in) Holes at 45°
Baffle Cut-out Diameter:		
Front Mount:	280 mm (11 1/16 in)	355 mm (13 31/32 in)
Rear Mount:	284 mm (11 13/64 in)	359 mm (14 9/64 in)
Depth:	149 mm (5 7/8 in)	168 mm (6 5/8 in)
Volume Displaced By Driver:	4 l (0.11 ft <sup>3</sup> )	6 l (0.2 ft <sup>3</sup> )
Net Weight:	8.2 kg (18.1 lbs)	8.4 kg (18.4 lbs)
Shipping Weight:	8.95 kg (19.7 lbs)	9.4 kg (20.7 lbs)

#### M Series Spec Notations

1 AES standard (M121-8, 100-1 kHz) (M151-8, 60-600 Hz)

2 Sensitivity is based upon a swept sine wave signal, averaged from 500 Hz to 2.5 kHz, measured in half space, for an input voltage of 2.83 volts.

3 Frequency range is defined as the frequency extremes where the response is -10 dB from the rated sensitivity.

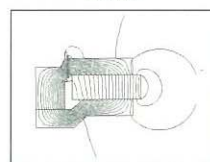
4 Power compression is the sensitivity loss, at the specified power, measured from 60-600 Hz, after a 5 minute AES standard pink noise preconditioning test at specified power.

5 Distortion is measured at -10 dB rated power, from 100-500 Hz.

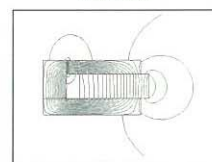
6 Thiele/Small parameters are measured after a 2 hour exercise period using a 300 W AES standard pink noise power test and will reflect the expected long term parameter values once the transducer has been installed and operated for a short period of time.

JBL continually engages in research related to product improvement. New materials, production methods, and design refinements are introduced into existing products without notice as a routine expression of that philosophy. For this reason, any current JBL product may differ in some respect from its published description, but will always equal or exceed the original design specifications unless otherwise stated.

OURS




THEIRS



#### Selective Harmonic Geometry (SHG<sup>TM</sup>):

Computerized modeling of the magnet assembly has allowed JBL engineers to selectively saturate the steel in the magnetic circuit. By concentrating the magnetic flux and saturating the steel in close proximity to the voice coil, the 3rd harmonic distortion, due to "flux modulation" at the middle and high frequencies, is reduced. This Selective Harmonic Geometry allows the selective repression of 3rd harmonic distortion while permitting the 2nd harmonic distortion to enrich the sound quality, resulting in a more musical and less harsh sound.

OURS



THEIRS



#### Thermoset Composite<sup>TM</sup> Voice Coil Assembly:

Highly efficient, edgewound aluminum JBL voice coils are wound on an extremely rugged, high operating temperature, thermoset composite material. Due to a larger diameter and considerably longer winding length, JBL designs have more than twice the surface area of the voice coils of competitive brands. The result is better heat dissipation, better reliability, lower power compression, higher power handling, and ultimately greater maximum achievable SPL.



JBL Professional  
8500 Balboa Boulevard, P.O. Box 2200  
Northridge, California 91329 U.S.A.

© A Harman International Company

SS M Series  
CRP 1M  
8/96