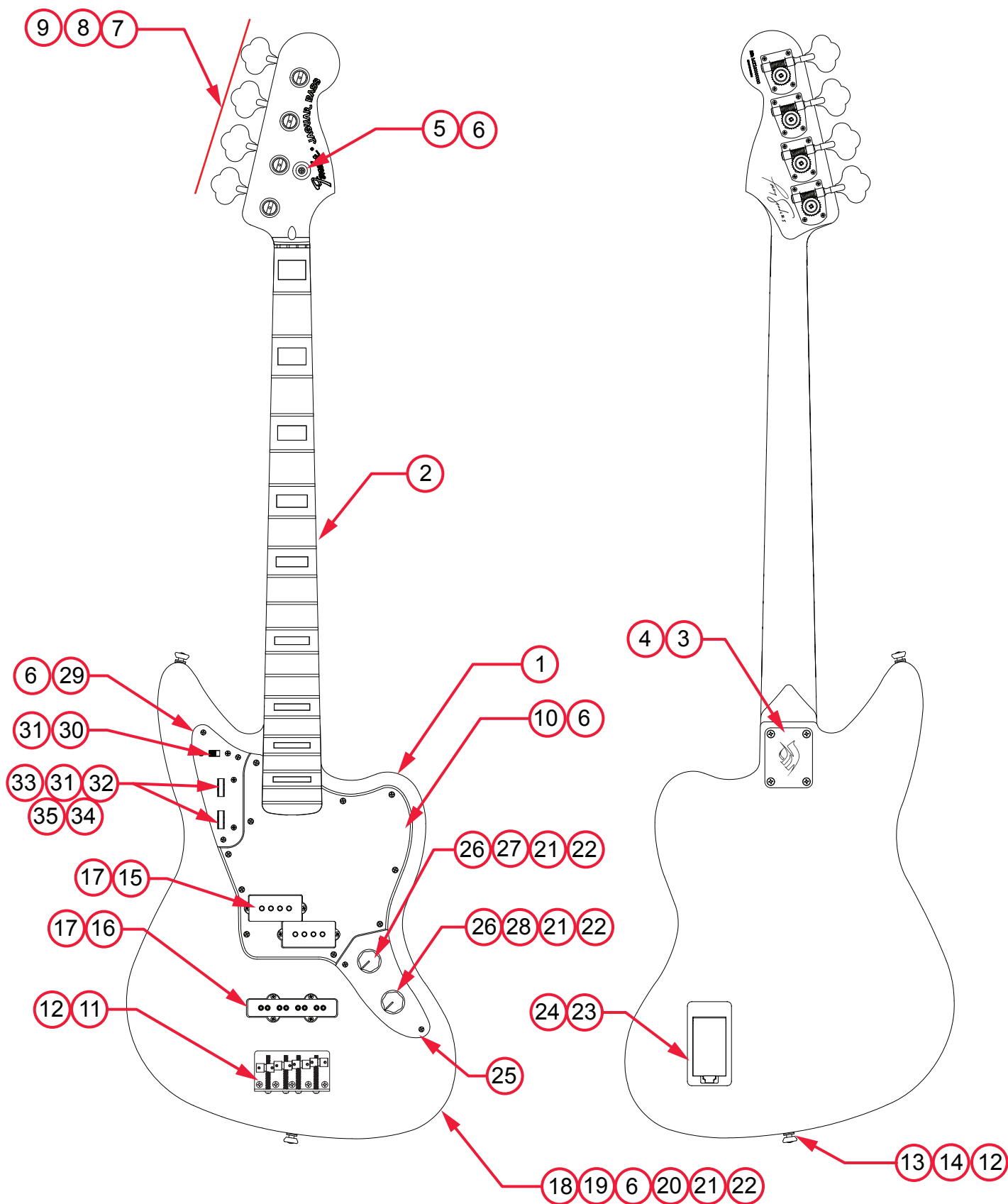


TROY SANDERS JAGUAR® BASS (014-3110-XXX)

PARTS LAYOUT



TROY SANDERS JAGUAR® BASS (014-3110-XXX)

PARTS LIST

REF #	DESCRIPTION	PART NUMBER
1	BODY TROY SANDERS JAG BASS SLVBRST PNT	0099517591
2	NECK TROY SANDERS JAG BASS RW SLVBST PNT	0099516000
3	NECK PLATE CHROME WITH REMISSION SYMBOL	0097199000
4	SCRW SMA 8x1-3/4 OHP NI	0015636049
5	ORIGINAL BASS STRING GUIDE	0994913000
6	SCRW SM OV HD 4x1/2	0015578049
7	KEYS BASS CORT	0036400049
8	SCREW # 3 X 3/8 SM RD HD NIC	0011357049
9	BUSHING KEY BASS	0051532049
10	PICKGUARD TROY SANDERS JAGUAR BASS	7700340000
11	BRIDGE STD BASS KR	0081459000
12	SCRW SM OV HD 5x1	0015610049
13	ORIGINAL STRAP BUTTONS	0994915000
14	BLACK FELT WASHERS	0994929000
15	PICKUP, DLX P BASS SPCL ACTIV	0059113049
16	PICKUP JB DLX BRG MEX	0068486000
17	SCREW 4X1-1/4	0027035049
18	FERRULE JACK RECESS FTBALL CHR	0050100000
19	JACK PHONE STEREO 12B	0013043000
20	WSHR FLAT 3/8x.614 NI	0031153049
21	WASHER, INTLOCK 3/8 NI	0016436049
22	NUT HEX 3/8-32 X 3/32 NI	0016352049
23	BATTERY BOX BLACK FOJ	0028307000
24	SCRW SMAB 2x1/2 FHP BLX	9280530407
25	CONTROL PLATE TROY SANDERS JAGUAR BASS	0097289000
26	AM VINT 65 JAGUAR KNOB SET	0019455049
27	ORIG T/V CNTRL 250K SOLID SHFT	0990831000
28	CONTROL PAN ALPHA 250K	0049441000
29	PLATE PRESET CONTROL JAGUAR	0054502000
30	SWITCH SLIDE SS 50 DP DT	0017079049
31	SCREW MA OV HD 4-40 X 1/4	0015719049
32	BRACKET CONTROL MTG 62 JAGUAR	0054503000



TROY SANDERS JAGUAR® BASS (014-3110-XXX)

PARTS LIST



[illegible]

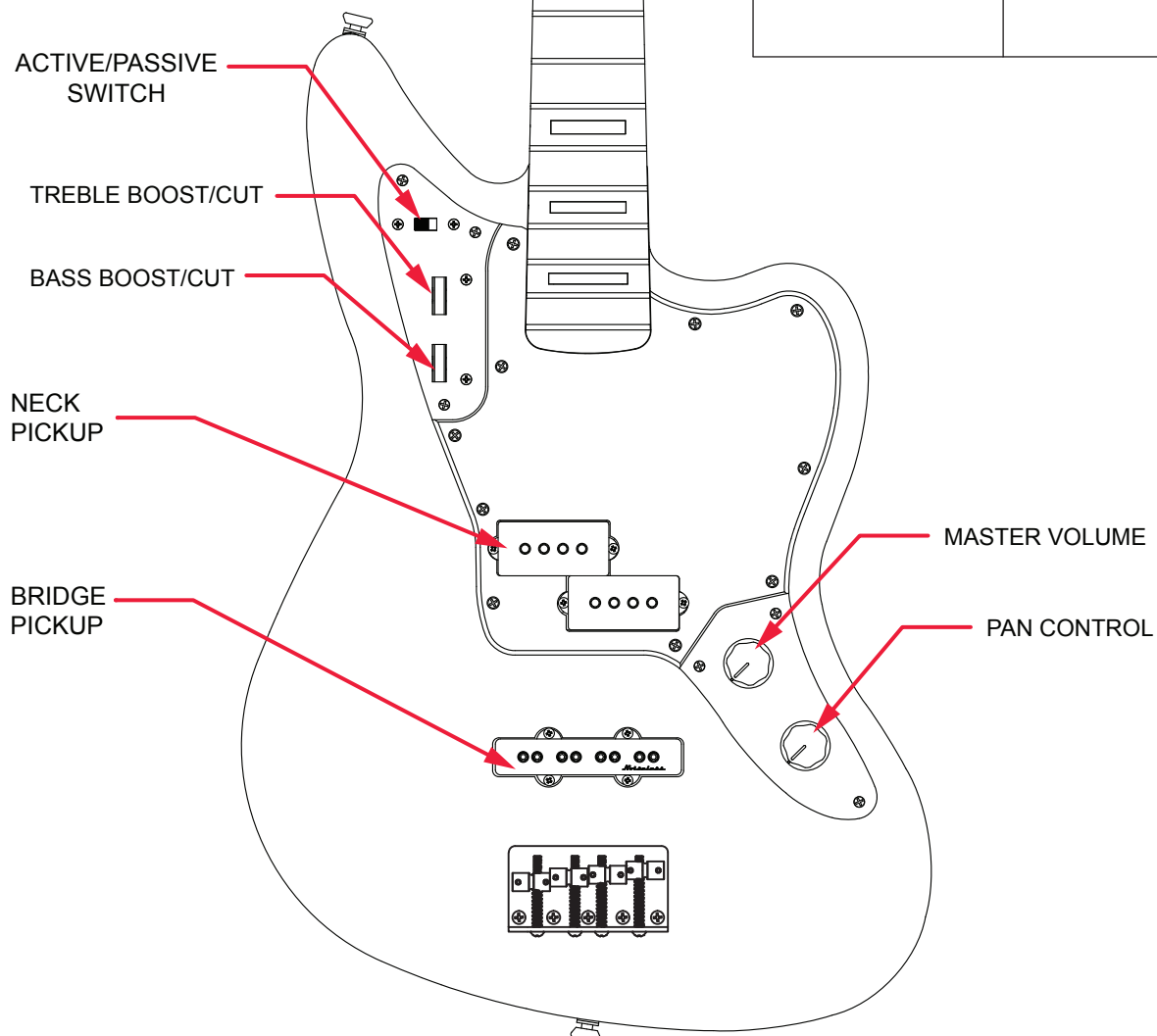
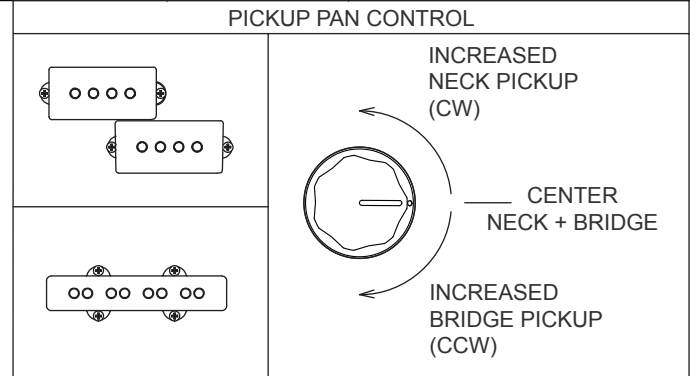
WIRING DIAGRAM



TROY SANDERS JAGUAR® BASS (014-3110-XXX)

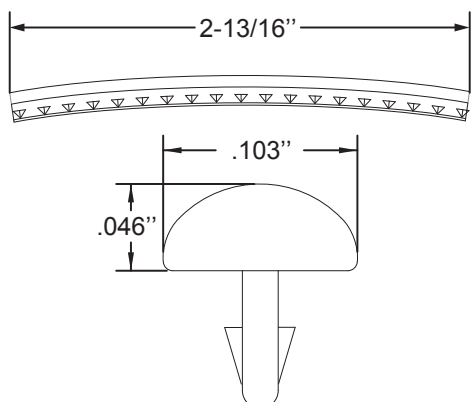
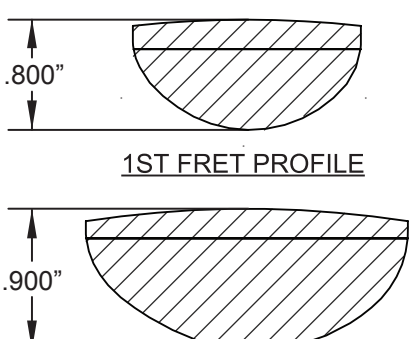
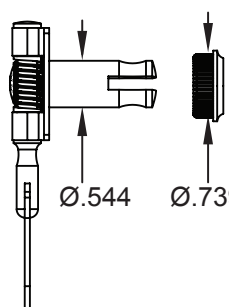
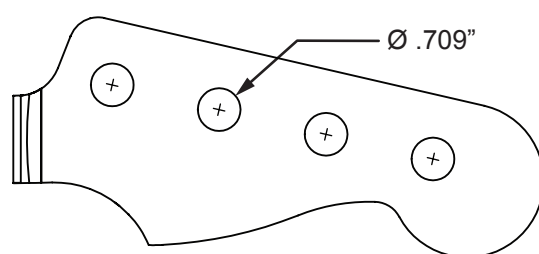
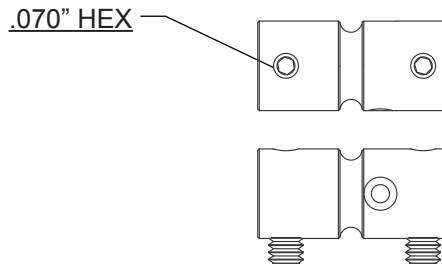
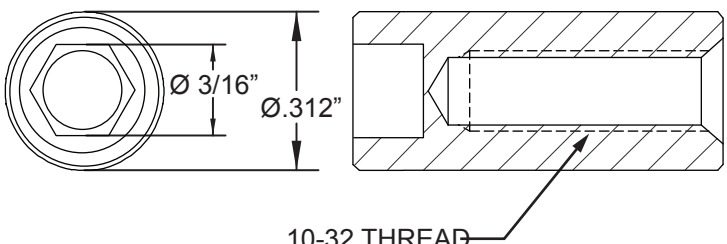

SWITCH AND CONTROL FUNCTION

SWITCH FUNCTION				
MASTER VOLUME	PAN CONTROL	CONTROL		SWITCH POSITION
		TREBLE BOOST/CUT	BASS BOOST/CUT	
ON	ON	ON	ON	ACTIVE 
ON	ON	OFF	OFF	PASSIVE 



TROY SANDERS JAGUAR® BASS (014-3110-XXX)

SWITCH AND CONTROL FUNCTION

<p>FRET SIZE: AM STD FM2 (FRET DIMENSIONS ARE BEFORE INSTALLATION)</p> 		<p>PLEASE NOTE: AS EACH NECK IS SANDED & FINISHED BY HAND, THICKNESS DIMENSIONS MAY VARY SLIGHTLY FROM THOSE SHOWN.</p>		<p>NECK PROFILE:</p>  <p>1ST FRET PROFILE</p> <p>12TH FRET PROFILE</p>													
<p>KEY BASS CORT P/N 0036400049</p> <p>BUSHING KEY BASS P/N 0051532049</p>		 <p>Ø.544 Ø.739</p>		<p>TUNING MACHINE THRU-HOLE INNER DIAMETER .709"</p>  <p>Ø .709"</p>													
<p>SADDLE HEIGHT ADJUSTMENT WRENCH: .070" HEX KEY P/N</p>  <p>SADDLE HEIGHT ADJUSTMENT SCREW P/N 0081459000</p>		<p>TRUSS ROD NUT P/N 0038454000</p>  <p>Ø 3/16" Ø.312"</p> <p>10-32 THREAD</p>															
<p>LOGO: DECAL FENDER JAGUAR BASS SIGNATURE: TROY SANDERS APPLIED UNDER THE FINISH</p> 		<p>PICKUP SPECIFICATIONS</p> <table><tr><th>POSITION</th><th>MAGNETS</th><th>DC RESISTANCE</th><th>POLARITY</th></tr><tr><td>NECK</td><td>ALNICO 5 UNBEVELED</td><td>5.0 - 5.5KΩ</td><td>NORTH SOUTH</td></tr><tr><td>BRIDGE</td><td>NICKEL BEVELED</td><td>6.0 - 6.4KΩ</td><td>SOUTH</td></tr></table>				POSITION	MAGNETS	DC RESISTANCE	POLARITY	NECK	ALNICO 5 UNBEVELED	5.0 - 5.5KΩ	NORTH SOUTH	BRIDGE	NICKEL BEVELED	6.0 - 6.4KΩ	SOUTH
POSITION	MAGNETS	DC RESISTANCE	POLARITY														
NECK	ALNICO 5 UNBEVELED	5.0 - 5.5KΩ	NORTH SOUTH														
BRIDGE	NICKEL BEVELED	6.0 - 6.4KΩ	SOUTH														